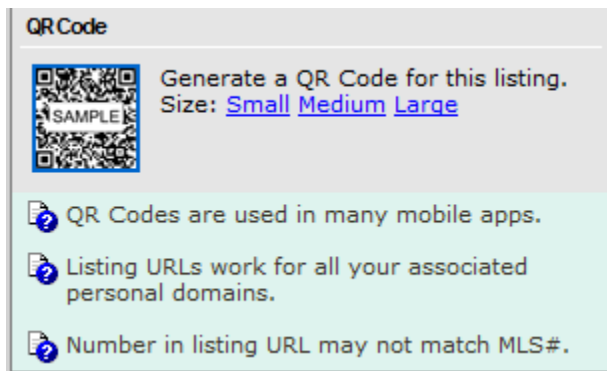


❖ *New Enhancements- Intranet Tools*

QR Code Generator (new feature)



Description: this new listing manager tool generates a QR code for the listing and provides for small, medium, and large versions for printing.

Location: Listing Data page of the agent listing manager.

Mailing Labels (new feature)

Email Distribution Groups			
Type	Name (# in group)	Description	
System	All Contacts	All contacts in contact list	View Members Print Labels
System	New Web Clients	Only new web clients registered on the web site in?	View Members Print Labels
Member	Received Clients (1)	Clients received from another account	Edit Group / View Members Print Labels

Description: Provides the ability to generate mailing labels from within the Client Manager.

Location: There is a link to “Print Labels” within email distribution group starting with the two system groups “All Clients” and “New Clients”. There is also a link to the tool under the contact list grouped with the other contact tools.

Property Server Email Signature

No image provided

Description: Provides agent branding on the automated email updates consumers receive from their saved searches.

Location: Property update email messages consumers receive from their saved property searches and favorites.

Technical Brief (preview)- March 2011

Issued by Steve Jackson for Monday March 14th, 2011 Release

Postcards (new feature)

The screenshot shows the 'Postcards' tab selected in the client center navigation. Below the navigation are tabs for 'Compose Email', 'Sent Email History', 'Letter Library', and 'Create Letters'. The main content area is titled 'Postcard Selection' and contains a sub-header: 'Select or preview an editable postcard below. When you click "Selected", you will be taken to the email editor to edit text, send postcard, or send at a future date.' Three postcard options are displayed: 'Patriotic04' featuring a portrait of Abraham Lincoln, 'Patriotic05' featuring an American flag, and 'Patriotic06' featuring a yellow background with a quote from Abraham Lincoln. Each postcard has a 'Select' and 'Preview' link below it.

Description: New postcards for emailing to customers covering categories; Birthday, Congratulations, Home Purchase Anniversary, Presidents Day, Spring Collection, Thanksgiving, Christmas Holiday, Welcome, and others.

Location: Under the new postcard tab on the main client navigation page.

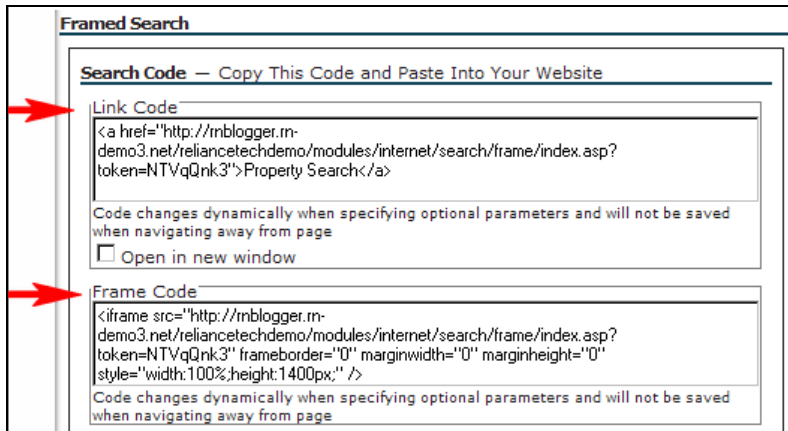
Listing Manager Enhancements

The screenshot shows the 'Listing Reports' tab selected in the Listing Manager. The page is titled 'Listing Reports' and contains four sections, each with a 'Run Report' button: 'Seller Reports Summary' (Determine which of your listings lack Seller Reports), 'Virtual Showings ...of Your Listings' (See which agents in your company have clients viewing your listings), 'Listings Viewed ...on Your Website' (Here is a list of every listing detail page viewed on your website), and 'Customers Viewing Listings ...on Your Website' (This is a list of all consumer on your website in the last 14 days, and the listings that they are viewing).

Description: Enhancements to the listing manager includes a new tab for listing reports. The page consolidates and reorganizes various listing reports as well as provides a new Sellers Report (to quickly view which ones are being sent to sellers).

Location: Listing manager tab.

Framed Search (new feature)




! The actual code may be changed when we go live. Please consider this illustration as conceptual.

Description: Allows agents to copy and paste the new framed search widget code into an editable page on their other site(s). They can copy code for an **iframe** or they can copy code for a **link** that opens their framed search in a new window.

Location: Office and agent accounts will have a framed search tab added to the Apps and Widgets section of Site Builder.

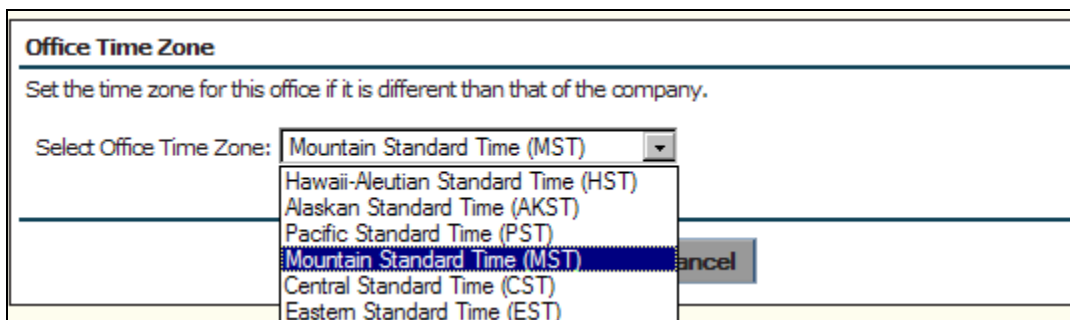
Featured Properties Widget Listing Disclaimer



Description: A toggle has been added to the Featured Property widget that controls the display of the default listing disclaimer toggle in the Featured Properties widget control (the "Show Listing Disclaimer" box is **unchecked** by default)

Location: Apps and Widgets section of Site Builder.

Time Zone Indicator (new feature)



Description: In office locations where the time zone differs from the Region, a new office control feature has been added that allows offices to choose their appropriate time zone. The zone selection will automatically update the display anywhere dates and times are shown in agent's accounts belonging to the office.

Location: Office account controls page under the User section.